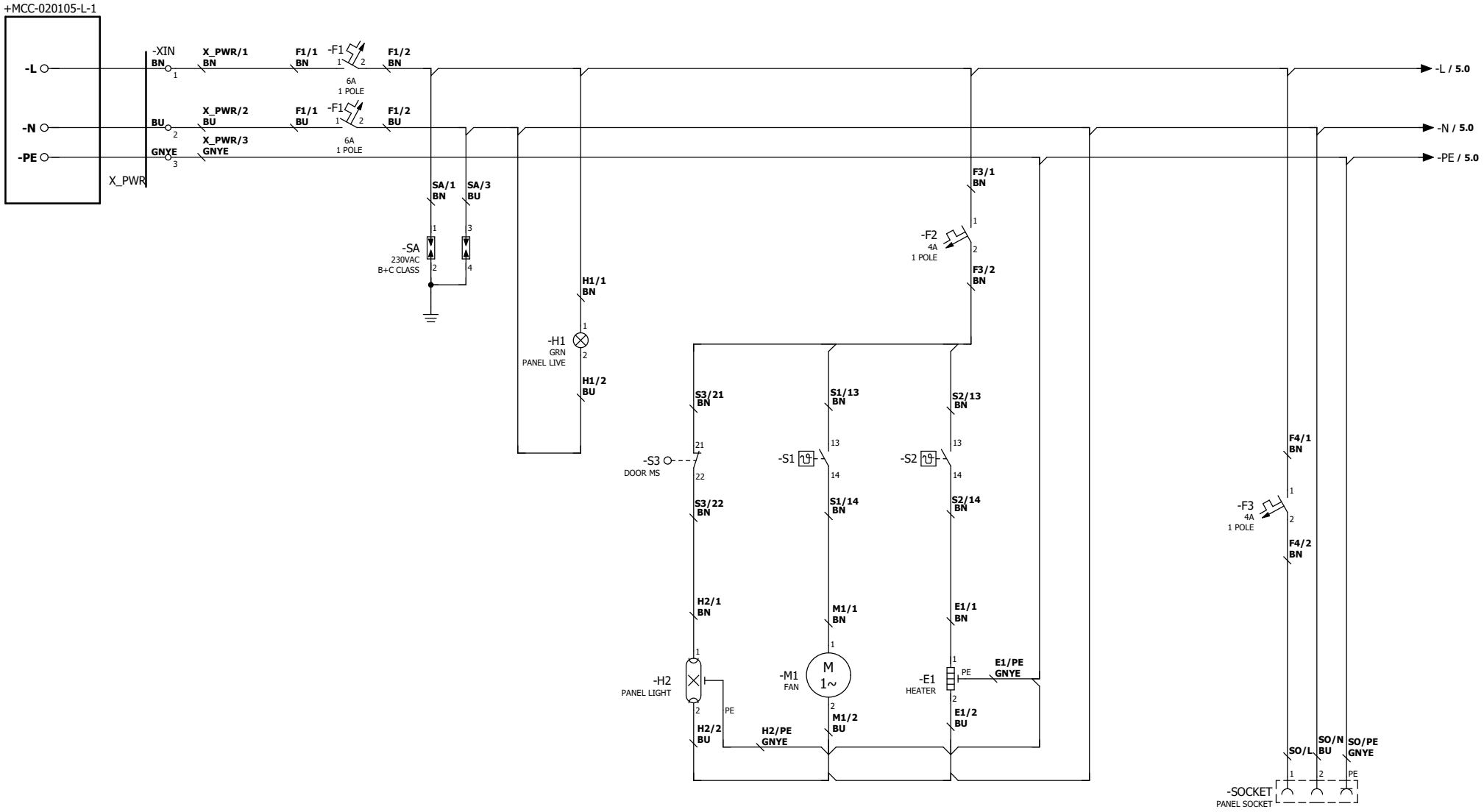

13 5

			Date	12/14/2021	EPLAN	EPLAN Software & Service GmbH & Co. KG	INCOMING			= WT		
			Ed.	GHORBANI						+ Pump Station		
			Appr.		Project template with identification structure in accordance with IEC standard: Page structure		with higher-level function and mounting location and document type		IEC_tpl003		Page	4
Modification	Date	Name	Original		Replacement of	Replaced by					Page	1 / 37

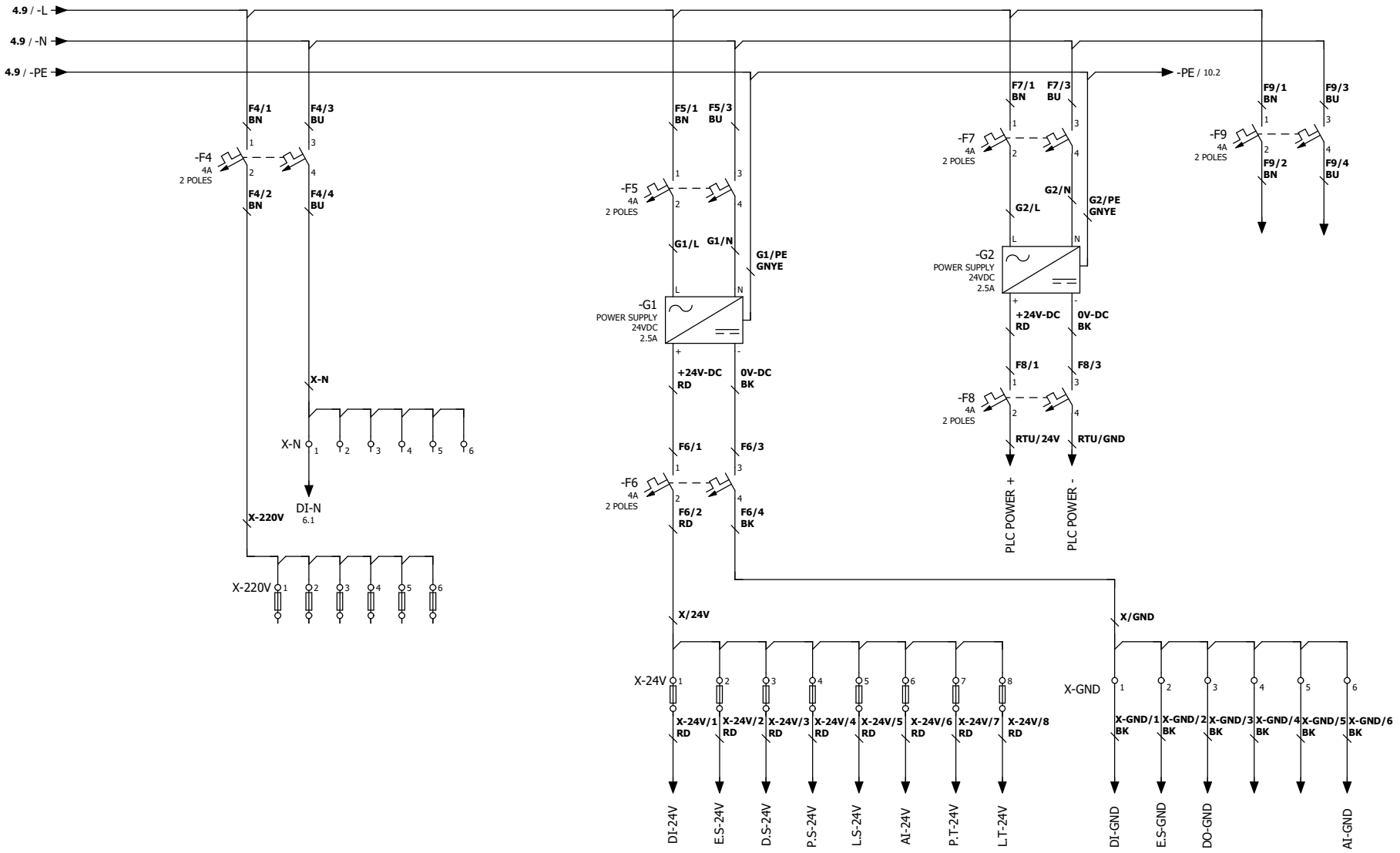
4.9 / -L
4.9 / -N
4.9 / -PE
-PE / 10.2
F4/1 BN
F4/3 BU
-F4 4A 2 POLES
F4/2 BN
F4/4 BU
X-N
X-N
DI-N 6.1
X-220V
X-220V
F5/1 BN
F5/3 BU
-F5 4A 2 POLES
G1/L
G1/N
G1/PE GNYE
-G1 POWER SUPPLY 24VDC 2.5A
+24V-DC RD
0V-DC BK
F6/1
F6/3
-F6 4A 2 POLES
F6/2 RD
F6/4 BK
X/24V
X-24V
X-24V/1 RD
X-24V/2 RD
X-24V/3 RD
X-24V/4 RD
X-24V/5 RD
X-24V/6 RD
X-24V/7 RD
X-24V/8 RD
DI-24V
E.S-24V
D.S-24V
P.S-24V
L.S-24V
AI-24V
P.T-24V
L.T-24V
F7/1 BN
F7/3 BU
-F7 4A 2 POLES
G2/N
G2/L
G2/PE GNYE
-G2 POWER SUPPLY 24VDC 2.5A
+24V-DC RD
0V-DC BK
F8/1
F8/3
-F8 4A 2 POLES
RTU/24V
RTU/GND
PLC POWER +
PLC POWER -
F9/1 BN
F9/3 BU
-F9 4A 2 POLES
F9/2 BN
F9/4 BU
X/GND
X-GND
X-GND/1 BK
X-GND/2 BK
X-GND/3 BK
X-GND/4 BK
X-GND/5 BK
X-GND/6 BK
DI-GND
E.S-GND
DO-GND
AI-GND

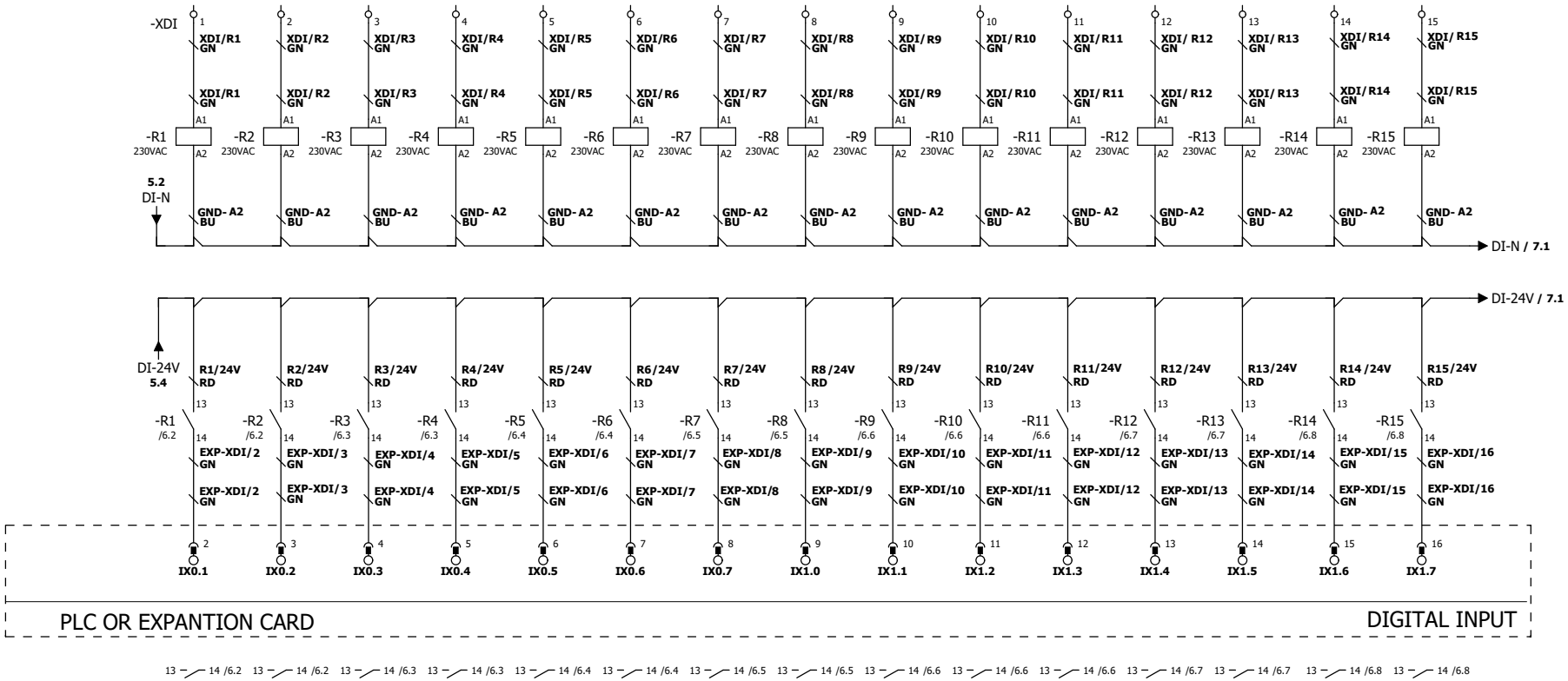
-XDI
XDI/R1 GN
XDI/R2 GN
XDI/R3 GN
XDI/R4 GN
XDI/R5 GN
XDI/R6 GN
XDI/R7 GN
XDI/R8 GN
XDI/R9 GN
XDI/R10 GN
XDI/R11 GN
XDI/R12 GN
XDI/R13 GN
XDI/R14 GN
XDI/R15 GN
-R1 230VAC
-R2 230VAC
-R3 230VAC
-R4 230VAC
-R5 230VAC
-R6 230VAC
-R7 230VAC
-R8 230VAC
-R9 230VAC
-R10 230VAC
-R11 230VAC
-R12 230VAC
-R13 230VAC
-R14 230VAC
-R15 230VAC
5.2
DI-N
GND- A2 BU
DI-N / 7.1
DI-24V / 7.1
DI-24V
5.4
R1/24V RD
R2/24V RD
R3/24V RD
R4/24V RD
R5/24V RD
R6/24V RD
R7/24V RD
R8/24V RD
R9/24V RD
R10/24V RD
R11/24V RD
R12/24V RD
R13/24V RD
R14 /24V RD
R15/24V RD
-R1 /6.2
-R2 /6.2
-R3 /6.3
-R4 /6.3
-R5 /6.4
-R6 /6.4
-R7 /6.5
-R8 /6.5
-R9 /6.6
-R10 /6.6
-R11 /6.6
-R12 /6.7
-R13 /6.7
-R14 /6.8
-R15 /6.8
EXP-XDI/2 GN
EXP-XDI/3 GN
EXP-XDI/4 GN
EXP-XDI/5 GN
EXP-XDI/6 GN
EXP-XDI/7 GN
EXP-XDI/8 GN
EXP-XDI/9 GN
EXP-XDI/10 GN
EXP-XDI/11 GN
EXP-XDI/12 GN
EXP-XDI/13 GN
EXP-XDI/14 GN
EXP-XDI/15 GN
EXP-XDI/16 GN
IX0.1
IX0.2
IX0.3
IX0.4
IX0.5
IX0.6
IX0.7
IX1.0
IX1.1
IX1.2
IX1.3
IX1.4
IX1.5
IX1.6
IX1.7
PLC OR EXPANTION CARD
DIGITAL INPUT
13 — 14 /6.2
13 — 14 /6.2
13 — 14 /6.3
13 — 14 /6.3
13 — 14 /6.4
13 — 14 /6.4
13 — 14 /6.5
13 — 14 /6.5
13 — 14 /6.6
13 — 14 /6.6
13 — 14 /6.6
13 — 14 /6.7
13 — 14 /6.7
13 — 14 /6.8
13 — 14 /6.8
RUN_P1
FAULT_P1
L/R_P1
RUN_P2
FAULT_P2
L/R_P2
RUN_P3
FAULT_P3
L/R_P3
RUN_P4
FAULT_P4
L/R-P4
RUN_P5
FAULT_P5
L/R-P5


16 17 18 19 20 21 22 23 24 25 26 27 28 29 30 31
XDI/R16 GN
XDI/R17 GN
XDI/R18 GN
XDI/R19 GN
XDI/R20 GN
XDI/R21 GN
XDI/R22 GN
XDI/R23 GN
XDI/R24 GN
XDI/R25 GN
XDI/R26 GN
XDI/R27 GN
XDI/R28 GN
XDI/R29 GN
A1
-R16 -R17 -R18 -R19 -R20 -R21 -R22 -R23 -R24 -R25 -R26 -R27 -R28 -R29
230VAC
A2
GND-A2 BU
6.9 / DI-N
6.9 / DI-24V
R16/24V RD
R17/24V RD
R18/24V RD
R19/24V RD
R20/24V RD
R21/24V RD
R22/24V RD
R23/24V RD
R24/24V RD
R25/24V RD
R26/24V RD
R27/24V RD
R28/24V RD
R29/24V RD
13
14
/7.1 /7.2 /7.3 /7.4 /7.5 /7.6 /7.7
EXP-XDI/17 GN
EXP-XDI/18 GN
EXP-XDI/19 GN
EXP-XDI/20 GN
EXP-XDI/21 GN
EXP-XDI/22 GN
EXP-XDI/23 GN
EXP-XDI/24 GN
EXP-XDI/25 GN
EXP-XDI/26 GN
EXP-XDI/27 GN
EXP-XDI/28 GN
EXP-XDI/29 GN
EXP-XDI/30 GN
17 18 19 20 21 22 23 24 25 26 27 28 29 30 31 32
IX2.0 IX2.1 IX2.2 IX2.3 IX2.4 IX2.5 IX2.6 IX2.7 IX3.0 IX3.1 IX3.2 IX3.3 IX3.4 IX3.5 IX3.6 IX3.7
PLC OR EXPANSION CARD
DIGITAL INPUT
13 14 /7.1 13 14 /7.2 13 14 /7.2 13 14 /7.3 13 14 /7.3 13 14 /7.4 13 14 /7.4 13 14 /7.5 13 14 /7.5 13 14 /7.6 13 14 /7.6 13 14 /7.6 13 14 /7.7 13 14 /7.7
RUN_P6
FAULT_P6
L/R-P6
SPARE

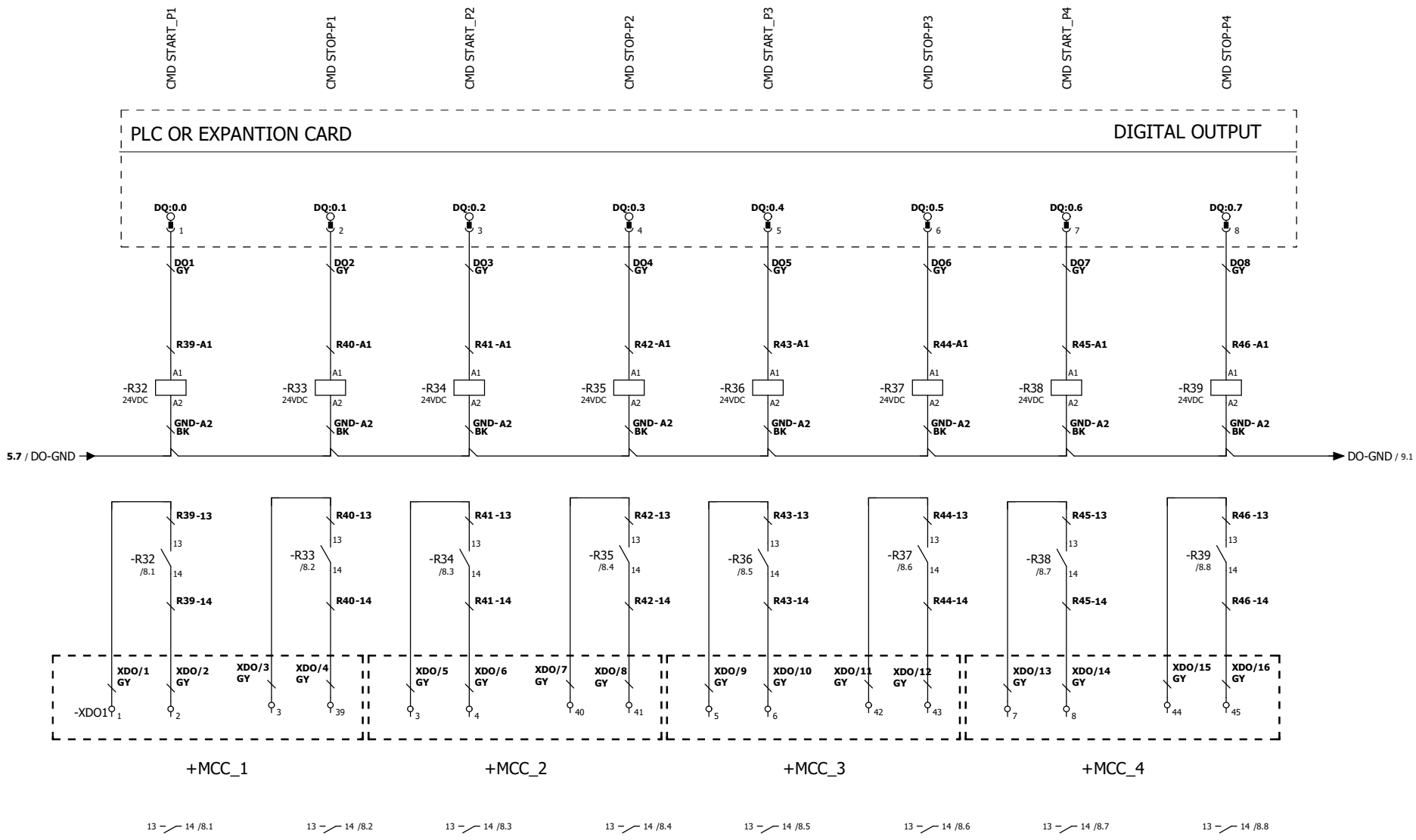
CMD START_P1
CMD STOP-P1
CMD START_P2
CMD STOP-P2
CMD START_P3
CMD STOP-P3
CMD START_P4
CMD STOP-P4
PLC OR EXPANTION CARD
DIGITAL OUTPUT
DQ:0.0
DQ:0.1
DQ:0.2
DQ:0.3
DQ:0.4
DQ:0.5
DQ:0.6
DQ:0.7
DO1 GY
DO2 GY
DO3 GY
DO4 GY
DO5 GY
DO6 GY
DO7 GY
DO8 GY
R39-A1
R40-A1
R41-A1
R42-A1
R43-A1
R44-A1
R45-A1
R46-A1
-R32 24VDC
-R33 24VDC
-R34 24VDC
-R35 24VDC
-R36 24VDC
-R37 24VDC
-R38 24VDC
-R39 24VDC
GND-A2 BK
5.7 / DO-GND
DO-GND / 9.1
R39-13
R40-13
R41-13
R42-13
R43-13
R44-13
R45-13
R46-13
-R32 /8.1
-R33 /8.2
-R34 /8.3
-R35 /8.4
-R36 /8.5
-R37 /8.6
-R38 /8.7
-R39 /8.8
R39-14
R40-14
R41-14
R42-14
R43-14
R44-14
R45-14
R46-14
XDO/1 GY
XDO/2 GY
XDO/3 GY
XDO/4 GY
XDO/5 GY
XDO/6 GY
XDO/7 GY
XDO/8 GY
XDO/9 GY
XDO/10 GY
XDO/11 GY
XDO/12 GY
XDO/13 GY
XDO/14 GY
XDO/15 GY
XDO/16 GY
-XDO1
+MCC_1
+MCC_2
+MCC_3
+MCC_4
13 14 /8.1
13 14 /8.2
13 14 /8.3
13 14 /8.4
13 14 /8.5
13 14 /8.6
13 14 /8.7
13 14 /8.8

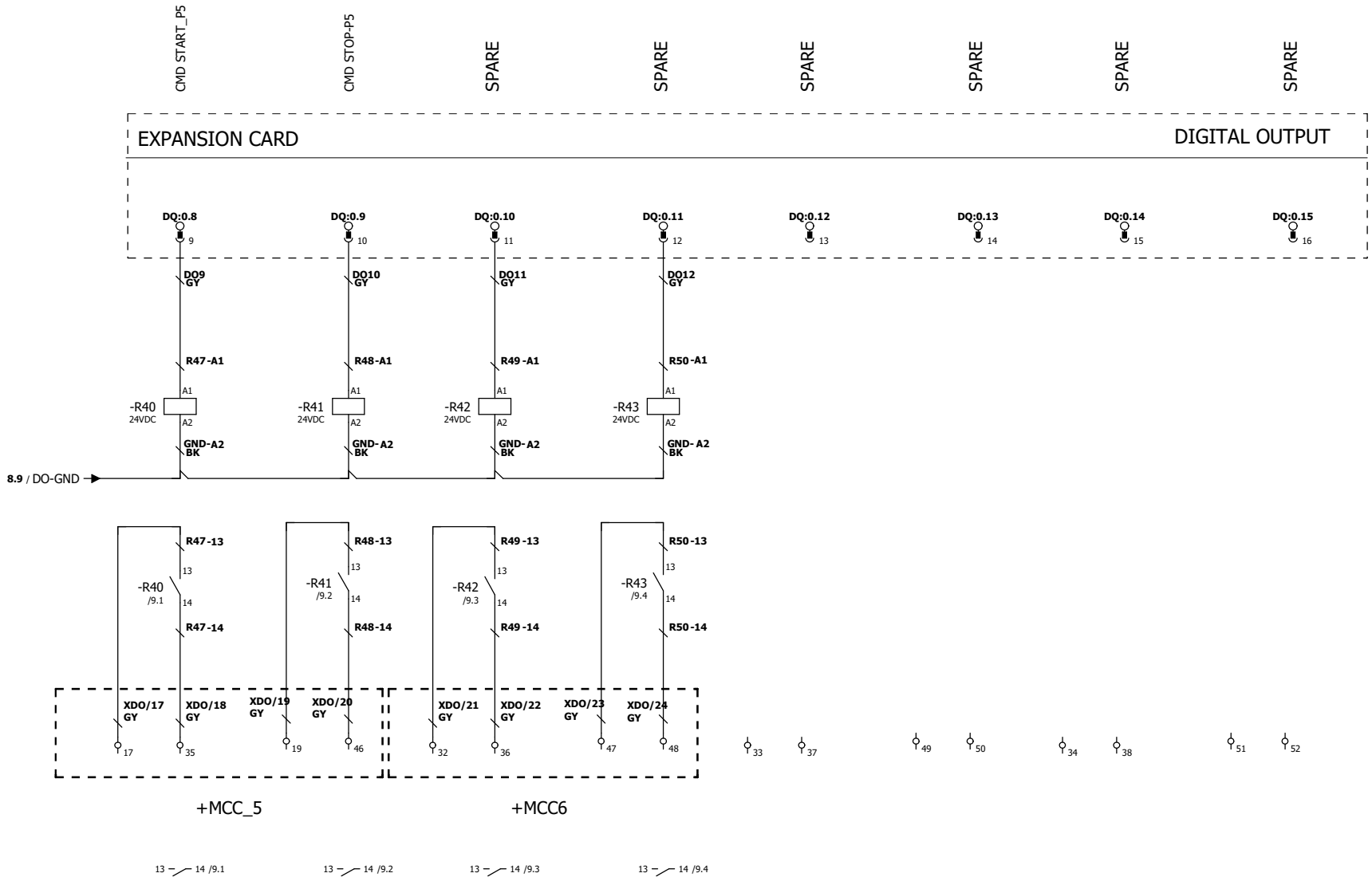
CMD START_P5
CMD STOP-P5
SPARE
SPARE
SPARE
SPARE
SPARE
SPARE
EXPANSION CARD
DIGITAL OUTPUT
DQ:0.8
DQ:0.9
DQ:0.10
DQ:0.11
DQ:0.12
DQ:0.13
DQ:0.14
DQ:0.15
DO9 GY
DO10 GY
DO11 GY
DO12 GY
R47-A1
R48-A1
R49-A1
R50-A1
-R40 24VDC
-R41 24VDC
-R42 24VDC
-R43 24VDC
GND-A2 BK
8.9 / DO-GND
R47-13
R48-13
R49-13
R50-13
-R40 /9.1
-R41 /9.2
-R42 /9.3
-R43 /9.4
R47-14
R48-14
R49-14
R50-14
XDO/17 GY
XDO/18 GY
XDO/19 GY
XDO/20 GY
XDO/21 GY
XDO/22 GY
XDO/23 GY
XDO/24 GY
+MCC_5
+MCC6
13 14 /9.1
13 14 /9.2
13 14 /9.3
13 14 /9.4

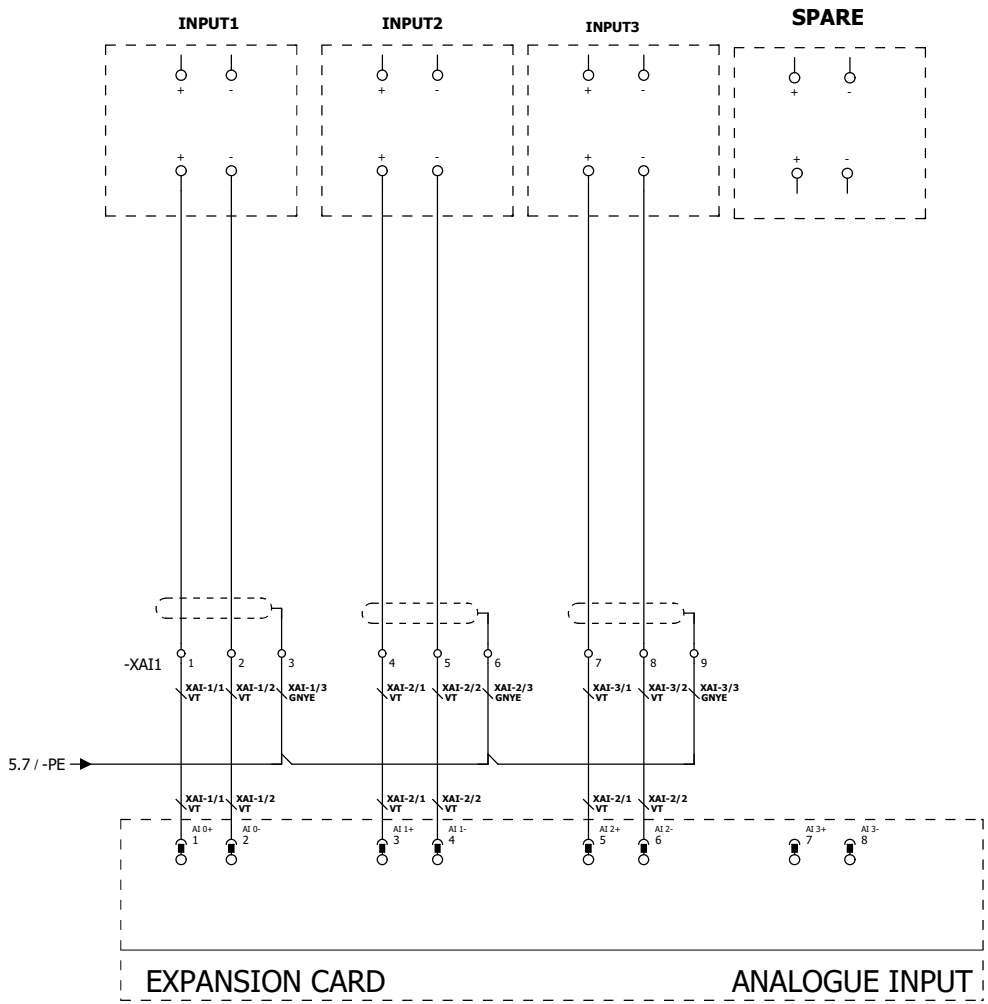
INPUT1
INPUT2
INPUT3
SPARE
-XAI1
XAI-1/1 VT
XAI-1/2 VT
XAI-1/3 GNYE
XAI-2/1 VT
XAI-2/2 VT
XAI-2/3 GNYE
XAI-3/1 VT
XAI-3/2 VT
XAI-3/3 GNYE
5.7 / -PE
AI 0+
AI 0-
AI 1+
AI 1-
AI 2+
AI 2-
AI 3+
AI 3-
EXPANSION CARD
ANALOGUE INPUT

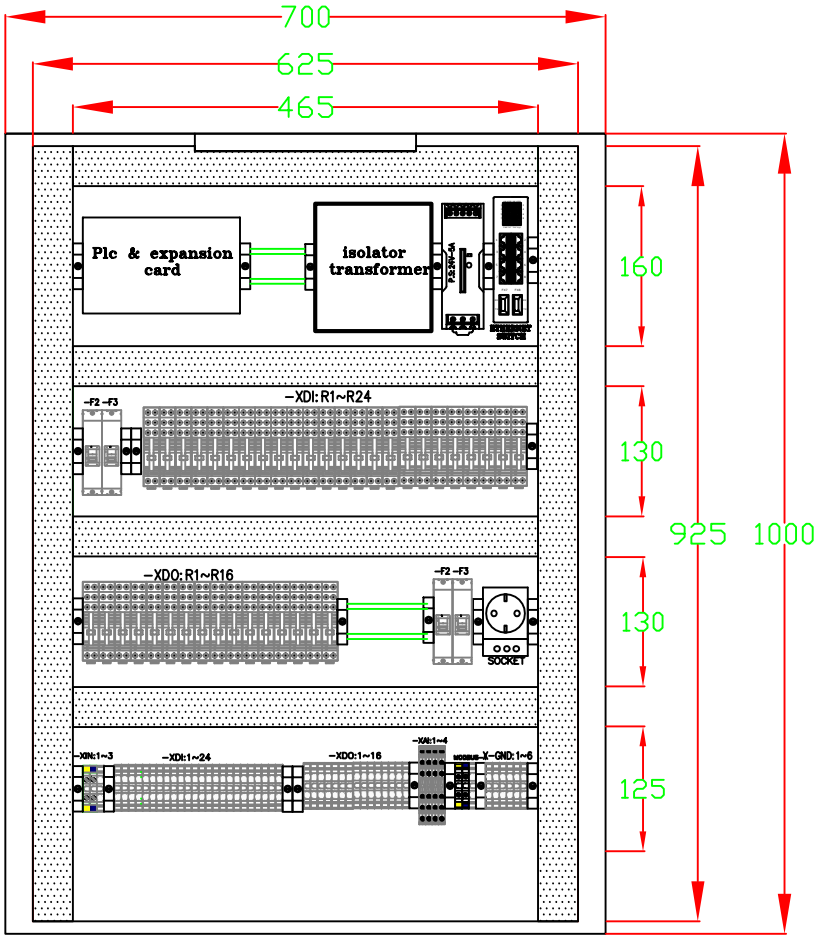
700
625
465
Plc & expansion card
isolator transformer
F2.5*T-5A
EMERGENCY SWITCH
-F2 -F3
-XDI:R1~R24
-XDO:R1~R16
-F2 -F3
SOCKET
-XIN:1~3
-XDI:1~24
-XDO:1~16
-XA:1~4
MODBUS
-X-GND:1~6
160
130
925
1000
130
125